

## Medium size AC current sensor of output wire type

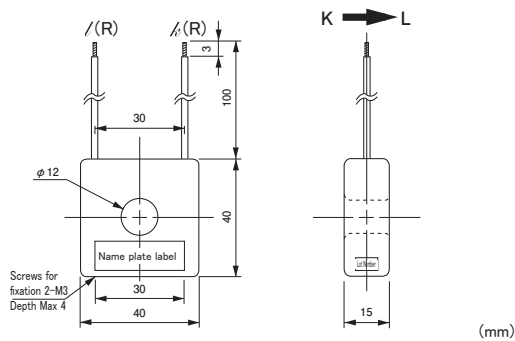


Model CTL-12-S36-10L1

### [Features]

- Output wire type compatible specification with standard model (CTL-12-S36-10) of  $\phi 12$  aperture diameter
- The most generic current sensor covering the wide range of 280A max, though compact shape with 40mm square
- Possible to interface to electrical circuit directly by small secondary current with high current ratio of 1000:1
- Output wire (0.5mm $\phi$  × 100 $\Omega$ ).
- Prepared mounting bracket sold separately (HLD-12) for panel mounting

### [Outline drawing]

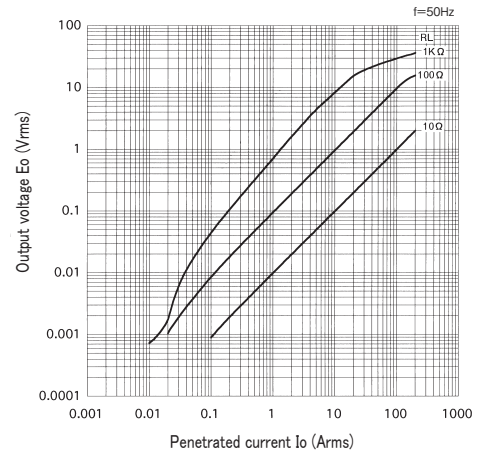


### [Specification] Ta=25°C

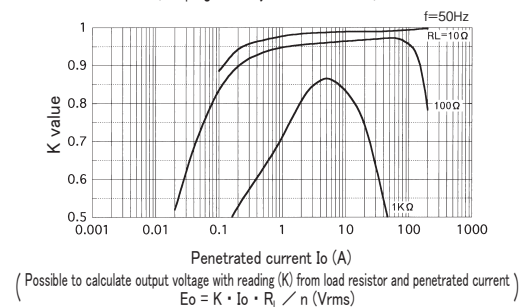
Model	CTL-12-S36-10L1
Primary current	0.1 ~ 280Arms (50 / 60Hz)、 $R_L \leq 10\Omega$
Maximum primary current	240Arms continuous
Saturation limited current	400Arms (50 / 60Hz)、 $R_L \leq 1\Omega$
Output characteristics	Refer "Output voltage characteristics"
Linearity	Refer "Coupling efficiency [K] characteristics" (Use the flat range of [K] characteristic in the application as the linear sensor)
Secondary windings (n)	1000 ± 2 turn
Secondary windings resistance	35 $\Omega$ (reference)
Withstand voltage	AC2000V(50/60Hz), 1min(between aperture and output wire in a lump)
Insulation resistance	DC500V, $\geq 100M\Omega$ (between aperture and output wire in a lump)
Operating temperature	-20°C ~ +75°C, $\leq 80\%RH$ , no condensation
Storage temperature	-30°C ~ +90°C, $\leq 80\%RH$ , no condensation
Structure	PBT plastic case, potted by epoxy on one side
Output wire	PVC Vinyl isolated wire (0.5mm $\phi$ × 100 $\Omega$ )
Screw torque	0.3N · m
Mass	approximately 56g

- Remark (1) Output voltage is changed by the penetrated current/load resistor/[K] characteristic and so on. Please set up the condition for use with careful investigation of each characteristic
- (2) Please use with enough margin if the range of coupling efficiency [K]  $\leq 0.9$ , because it is the range to happen the individual difference.
- (3) Opening the secondary during turn ON is hazardous and the cause of failure, because of generating high voltage
- (4) Please surely ask to our technical consulting service, if the power measurement is thought.
- (5) Please be careful of CT heating in case to use with high frequency, although this CT is basically used at 50/60Hz.

### [Output voltage characteristics]



### [Coupling efficiency (K) characteristics]



### [Frequency characteristics]

