

## Generic small size AC current sensor with small aperture ( $\phi 9$ )

AC current sensor

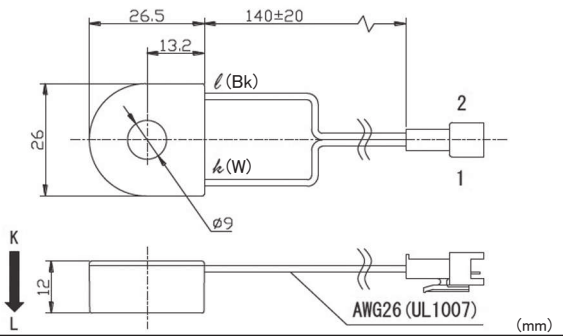


**Model** CTL-9L-1

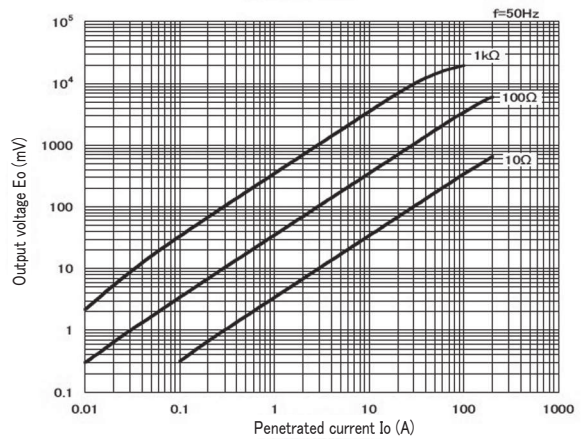
**[Features]**

- Small size current sensor of high general versatility with  $\phi 9$  aperture diameter, and compact shape with 26.5X26mm
- Possible to interface to electrical circuit directly by small secondary current with high current ratio of 3000:1
- Excellent linearity in the range of 0.1~100Arms

**[Outline drawing]**



**[Output voltage characteristics]**

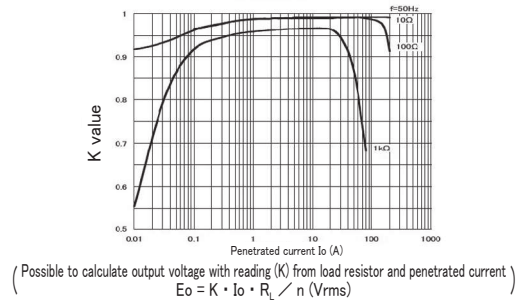


**[Specification] Ta=25°C**

Model	CTL-9L-1
Primary current	0.1 ~ 100Arms (50 / 60Hz)、 $R_L \leq 10\Omega$
Maximum primary current	200Arms continuous
Output characteristics	Refer "Output voltage characteristics"
Linearity	Refer "Coupling efficiency [K] characteristics" (Use the flat range of [K] characteristic in the application as the linear sensor)
Current ratio	3000 : 1
Secondary windings resistance	200 $\Omega$ (reference)
Withstand voltage	AC2000V(50/60Hz), 1min(between aperture and output connector terminal in a lump)
Insulation resistance	DC500V, $\geq 100M\Omega$ (between aperture and output connector terminal in a lump)
Operating temperature	-20°C ~ +75°C, $\leq 80\%RH$ , no condensation
Storage temperature	-30°C ~ +90°C, $\leq 80\%RH$ , no condensation
Structure	PBT plastic case, fixed with epoxy
Output wire	UL1007 Vinyl wire(AWG26X140L)
Output connector	Pin contact : SYM-001T-P0.6 Receptacle housing : SMR-02V-B (JST)
Mating connector	Socket contact : SHF-001T-0.8BS Plug housing : SMP-02V-BC、NC (JST) (Not included)
Mass	approximately 18g

- Remark (1) Prepared extension wire separately sold for the extension of output wire. Or, possible to use with connection of any wire after removing the connector
- (2) Free direction for setting. Fastening with plastic band, if fixing.
  - (3) Opening the secondary during turn ON is hazardous and the cause of failure, because of generating high voltage
  - (4) Please surely ask to our technical consulting service, if the power measurement is thought.
  - (5) Please be careful of CT heating in case to use with high frequency, although this CT is basically used at 50/60Hz.

**[Coupling efficiency (K) characteristics]**



**[Frequency characteristics]**

